

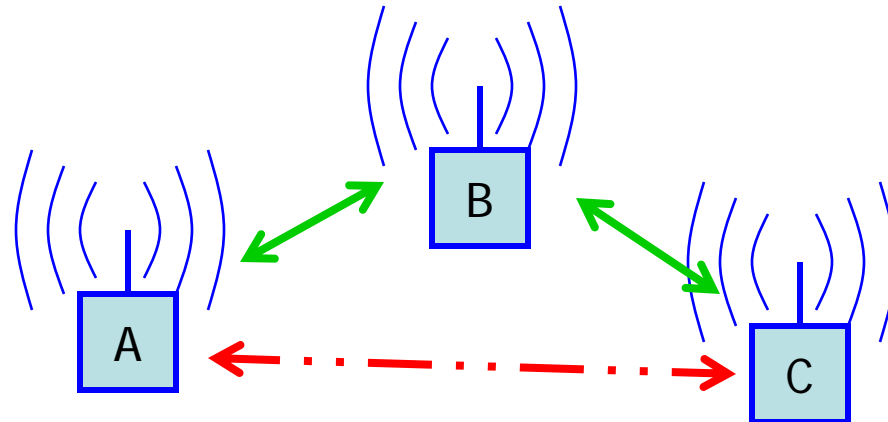
802.11 Wireless LAN Protocol

CS 571
Fall 2006

© 2006 Kenneth L. Calvert
All rights reserved

Wireless Channel Considerations

- Stations may move
 - Changing propagation delays, signal strengths, etc.
- "Non-transitive" reception
 - A can hear B, B can hear C, but A cannot hear C
- No "collision detection"!
 - Detect unsuccessful transmission by absence of acknowledgement



Wireless Channel Considerations, cont.

- Range of network limited by transmission power
 - If equipment obeys transmit power limits, no way to exceed maximum diameter
 - Therefore max end-to-end propagation delay is limited
- Radio Frequency (RF) spectrum usage is restricted by law/treaty!
 - 802.11 uses 2.4 GHz band, sometimes called ISM
(Industrial, Scientific, Medicine)
 - Applications using this range of frequencies must use Spread Spectrum technology to minimize interference
 - This band subject to interference by microwave ovens (2.43 MHz), cellular phones, Bluetooth, wireless microphones, ...

Pieces of the 802.11 Standard

Medium Access Control divided into two parts

- **Distributed Coordination Function (DCF)**
 - Symmetric, all stations (including APs) behave the same way
 - Carrier Sense Multiple Access with Collision Avoidance (CSMA/CA)
 - Stations **contend** for access to medium
- **Optional Point Coordination Function (PCF)**
 - Built on DCF
 - Allows periods of contention-free operation interleaved with periods of contention
 - One station (typically AP) **polls** others to control who transmits
 - Note: importance of association function
 - Permits more efficient operation under heavy loads

Pieces of the 802.11 Standard

Multiple PHYs:

Original 802.11 (1999):

- 2.4 GHz frequency-hopping spread spectrum @ 1, 2 Mbps
- 2.4 GHz direct-sequence spread spectrum @ 1, 2 Mbps

802.11a (1999):

- 5 GHz orthogonal FDM @ 6, 9, 12, 18, 24, 36, 48, 54 Mbps

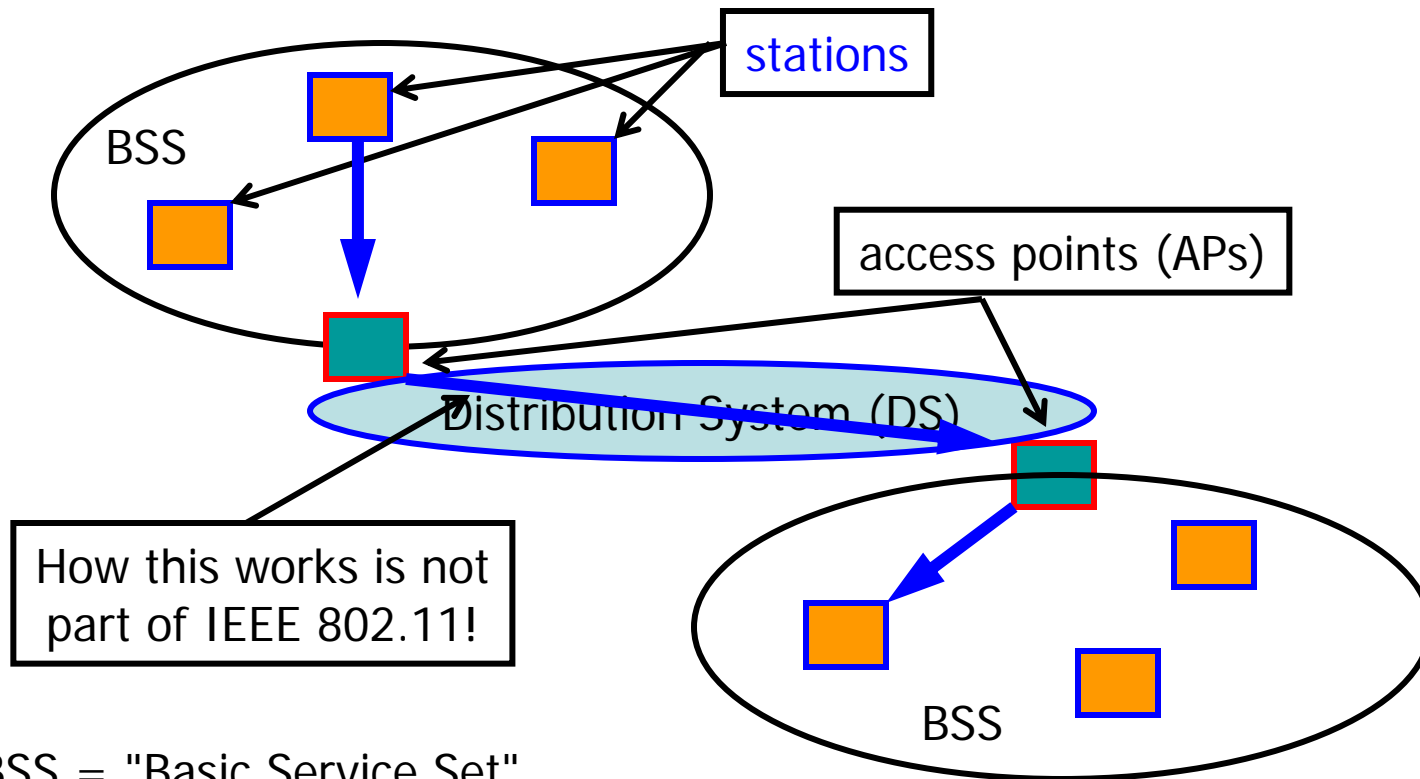
802.11b (1999):

- 2.4 GHz direct-sequence spread spectrum @ 5.5, 11 Mbps

802.11g (2003):

- 2.4 GHz orthogonal FDM @ 54 Mbps

Architecture: Components



BSS = "Basic Service Set"
≈ A group of stations
communicating

MAC Protocol Design

- Different stations perceive events differently
 - ⇒ Include **explicit information about MAC state** in transmitted frames
 - E.g., duration of the next frame to be transmitted
 - Beacon frames** inform stations about operational parameters
- Collision **avoidance**:
 - Stations choose a random backoff interval **before** colliding!
(Compare to CSMA/CD: backoff only **after colliding**)
 - Each station's backoff continues after other transmitted frames
(Helps with fairness)
- No collision detection: **waste whole frames in collisions**
 - ⇒ Try to ensure **collisions don't happen long frames**
Exchange (short) control frames to clear the channel (RTS-CTS)
 - ⇒ Include **immediate ACKs** as part of MAC protocol — retransmit if no ACK received

802.11 MAC Protocol Services

- **Contention-based** Channel Access
 - Some collisions may occur (but — "collision avoidance")
- **Contention-free** Channel Access (optional)
 - No collisions (requires AP)
- Authentication of stations joining a network
 - "Open System" = any station can be authenticated
- Confidentiality of data
 - Using WEP or WPA encryption
- Association with a particular network ("BSS")
- MAC-level Acknowledgements
- Fragmentation and Reassembly

MAC Protocol Design

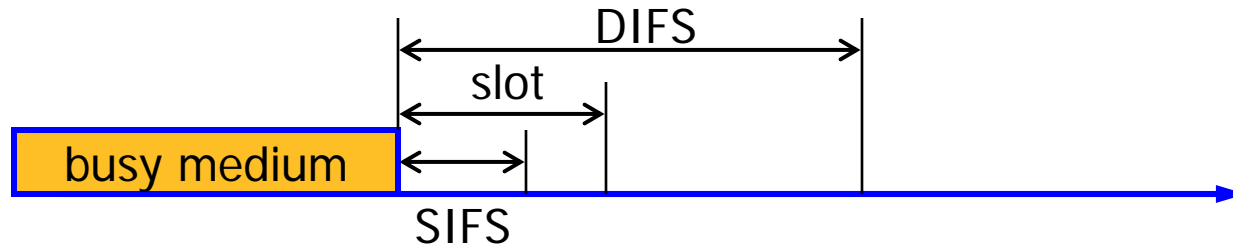
Wireless MAC Protocol Building Blocks:

- Clear Channel Assessment function (CCA): determines whether/when medium is busy/idle
 - Virtual Carrier Sense: use "Duration" fields in frames to infer that medium should be busy, regardless of whether it is sensed busy
- Inter-Frame Spacing (IFS) parameters
 - Variable defer times allow coordination of management functions with data transfer
- Slot time: basic unit of timing for the protocol
 - Equal to RxTx Turnaround Time + Channel Sensing Time + Propagation Delay + MAC processing time
- Backoff timer: counts slots until station's turn to transmit

Basic DCF MAC Protocol

Basic Time Parameters

- Slot Time: basic unit of backoff algorithm
 - = Time required for station to sense end of frame, start transmitting, and beginning of frame to propagate to others
- SIFS: Short Inter-Frame Space
 - = Time required for station to sense end of frame and start transmitting
- DIFS: DCF Inter-Frame Space
 - = Time to wait before starting backoff interval ("contending")
 - = SIFS + 2 slot times



Basic DCF MAC Protocol

If medium is free for \geq DIFS \rightarrow **transmit**

else **back off**:

Wait for medium to be free for DIFS

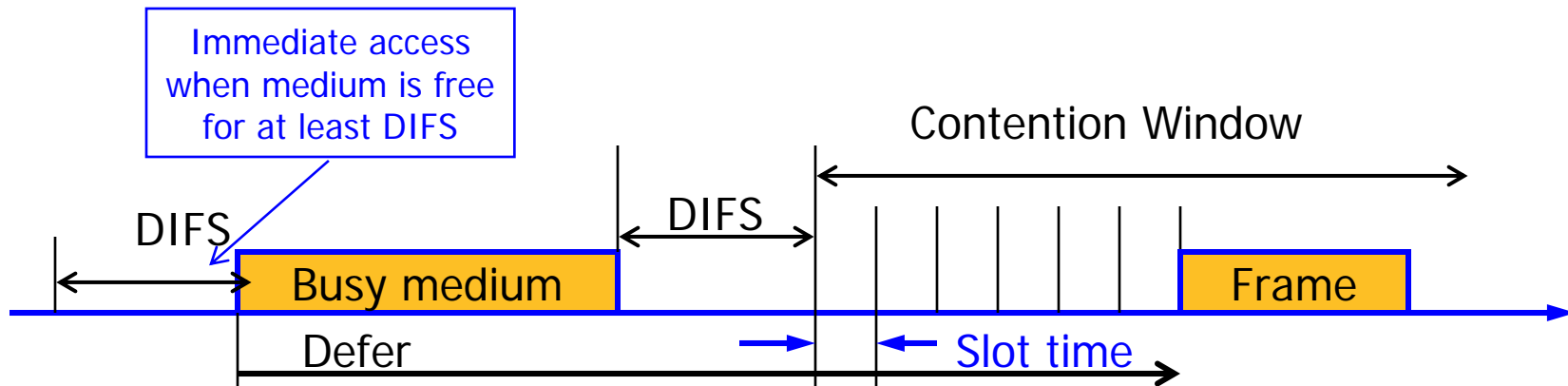
Choose a random r in $[0, CW]$

While $r > 0$:

 sense medium for one slot time

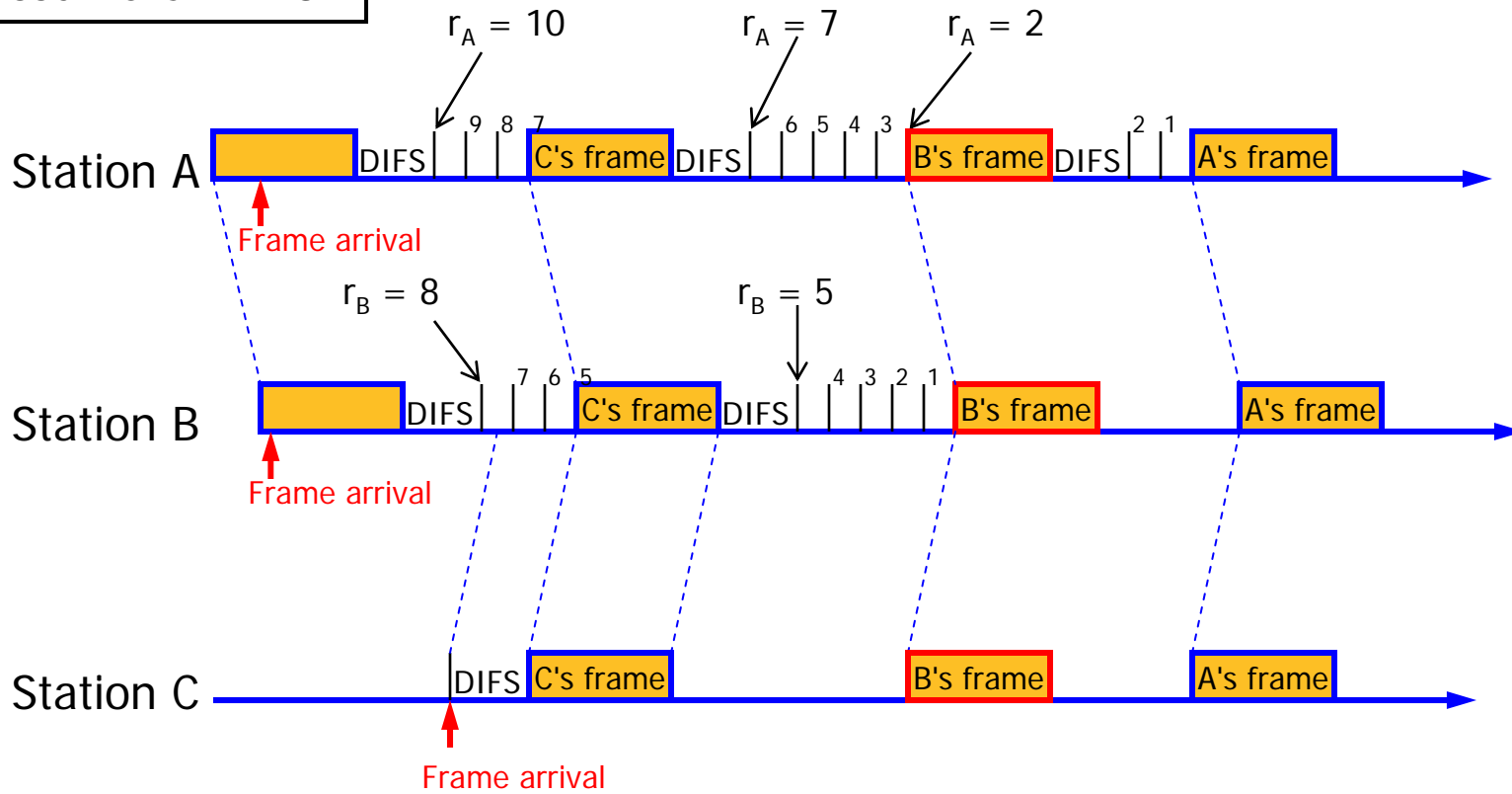
 if medium free throughout slot $\rightarrow r := r - 1$

transmit frame

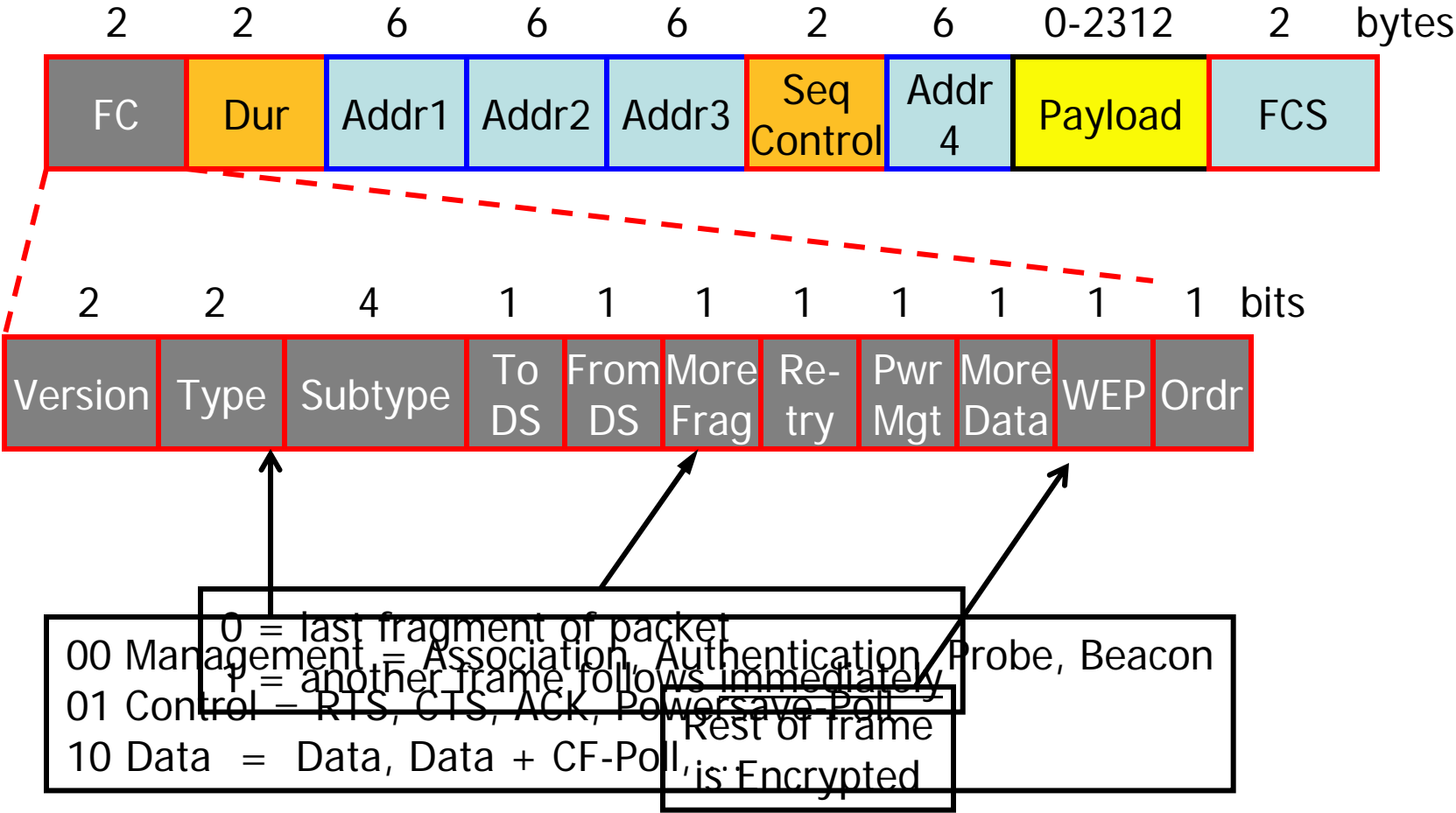


Backoff Operation

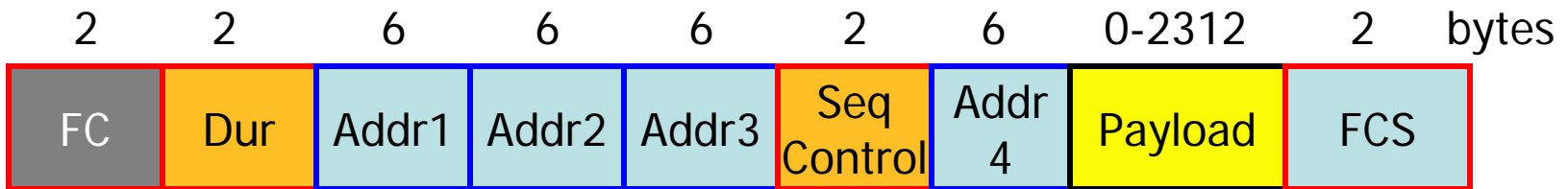
Assume CW = 32



General Frame Format



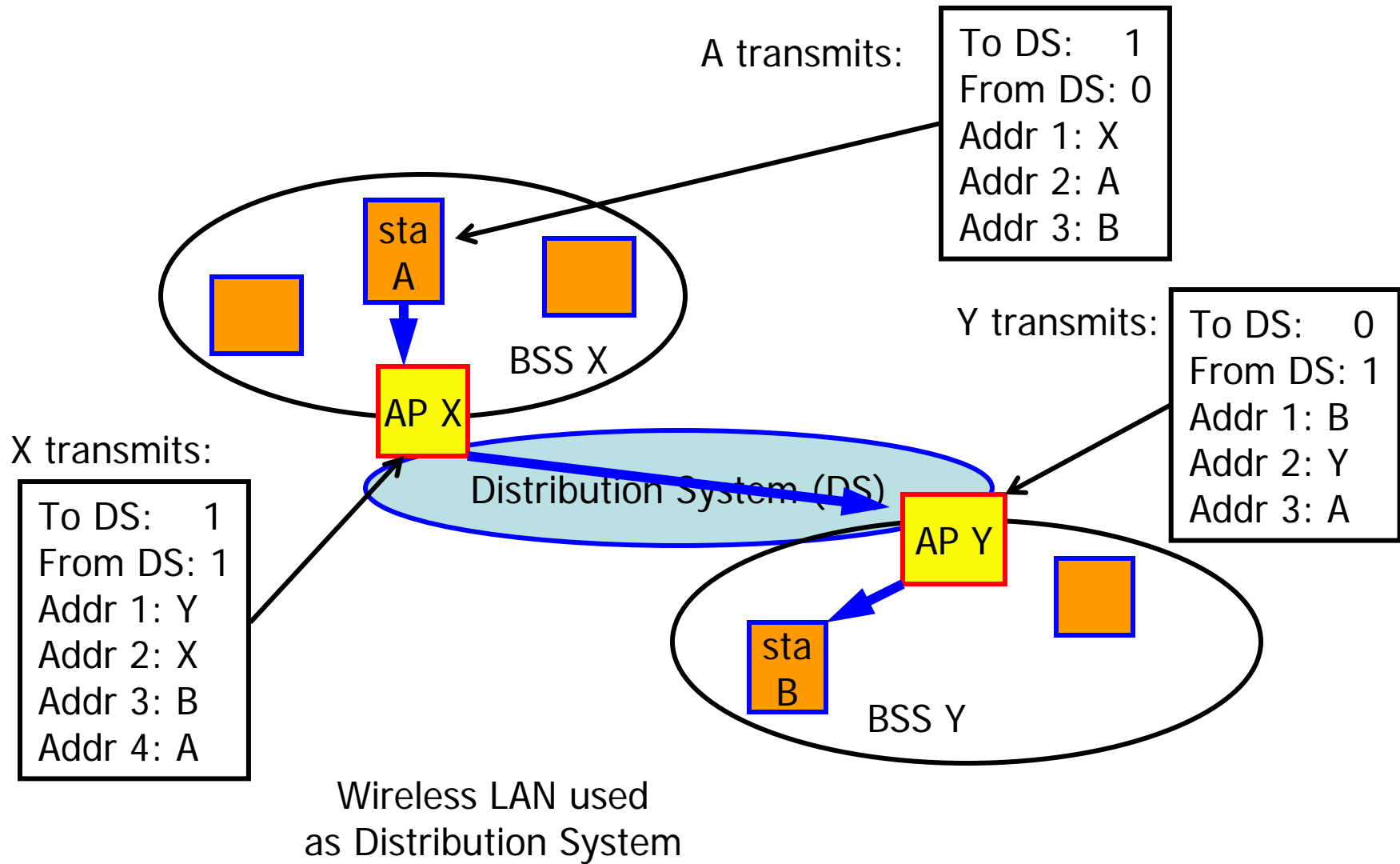
General Frame Format



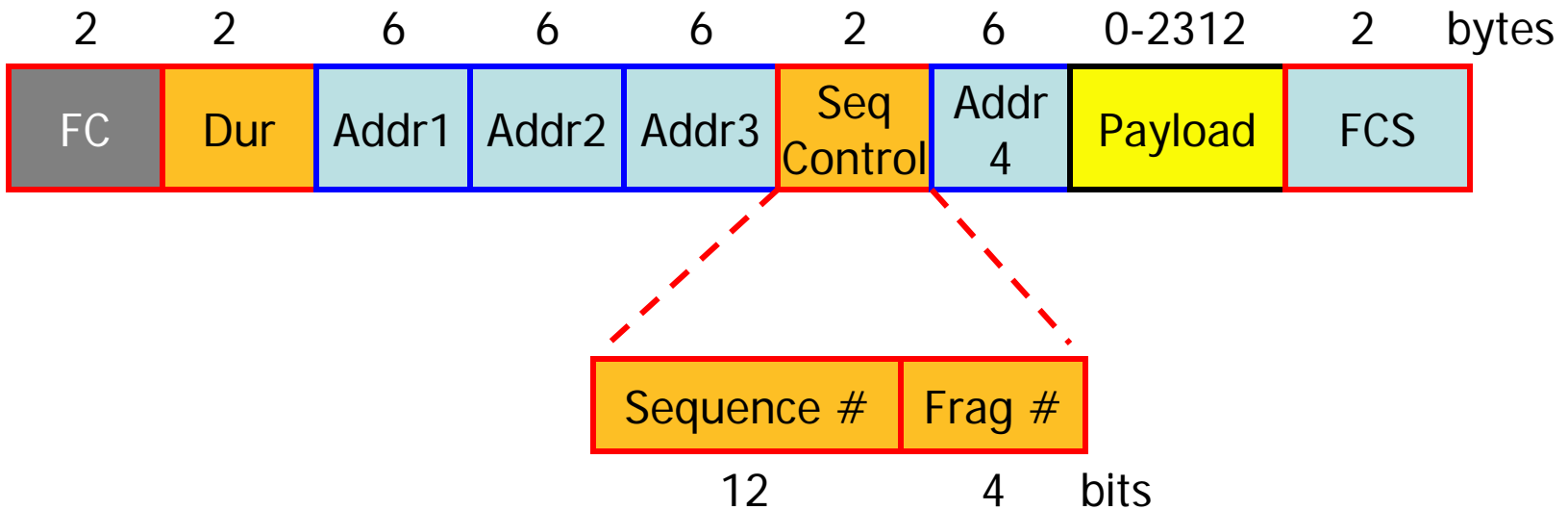
Meaning/Presence determined by To/From DS bits

To DS	From DS	Addr 1	Addr 2	Addr 3	Addr 4
0	0	Dest	Source	BSSID	N/A
0	1	Dest	AP Addr	Source	N/A
1	0	AP Addr	Source	Dest	N/A
1	1	Receiver	Xmitter	Dest	Source

Example of Address Usage



General Frame Format



Used for fragmentation & reassembly:

Sequence number assigned to each packet;

Sequence # is used to filter duplicate retransmissions:

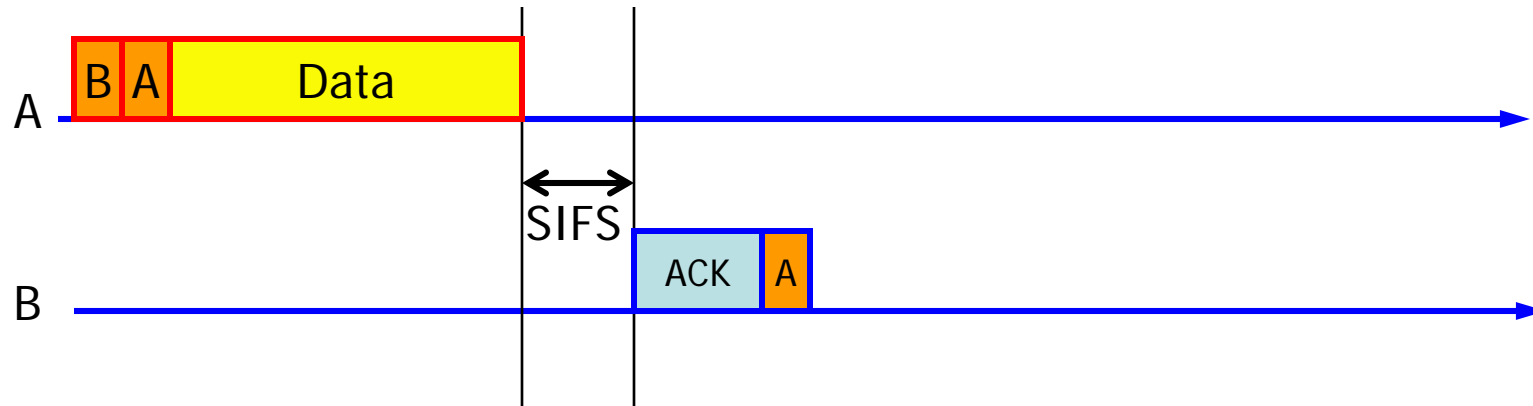
Each station maintains a "tuple cache" of tuples:

(Addr2, seq#, frag#) and drops (but still ACKs) frames

whose tuples are in the cache. (Addr2 = transmitting sta)

MAC-level ACKs

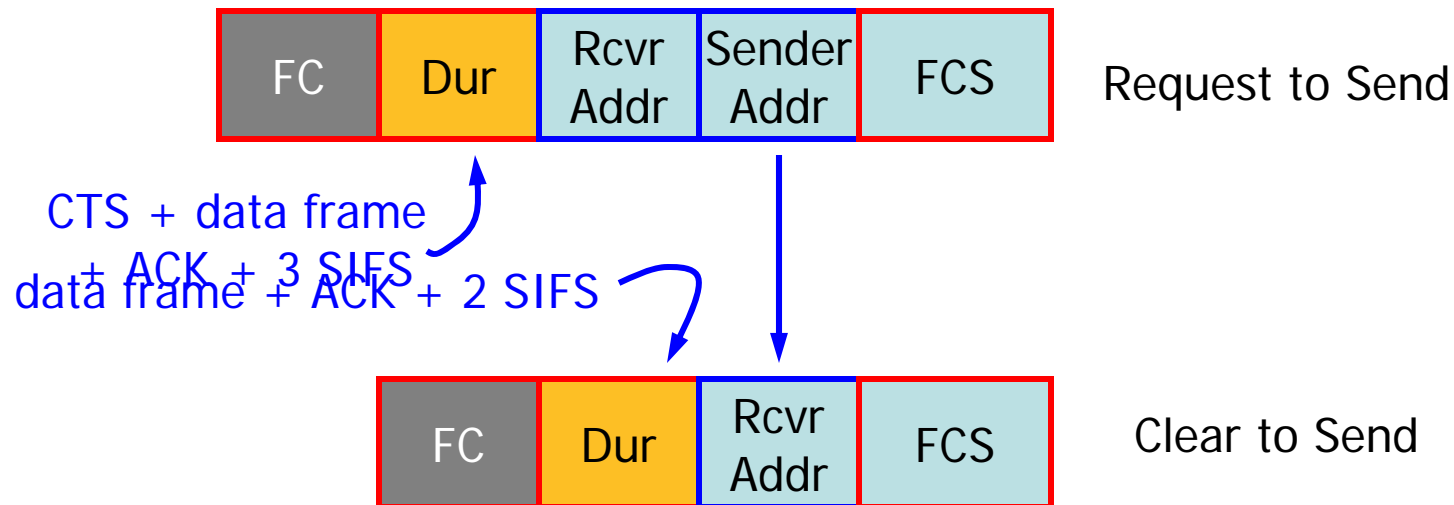
- Upon receiving a frame addressed to it with a correct FCS, a station immediately transmits an ACK frame



- If a station fails to receive a correct ACK frame within a timeout, it retransmits (setting retry flag)

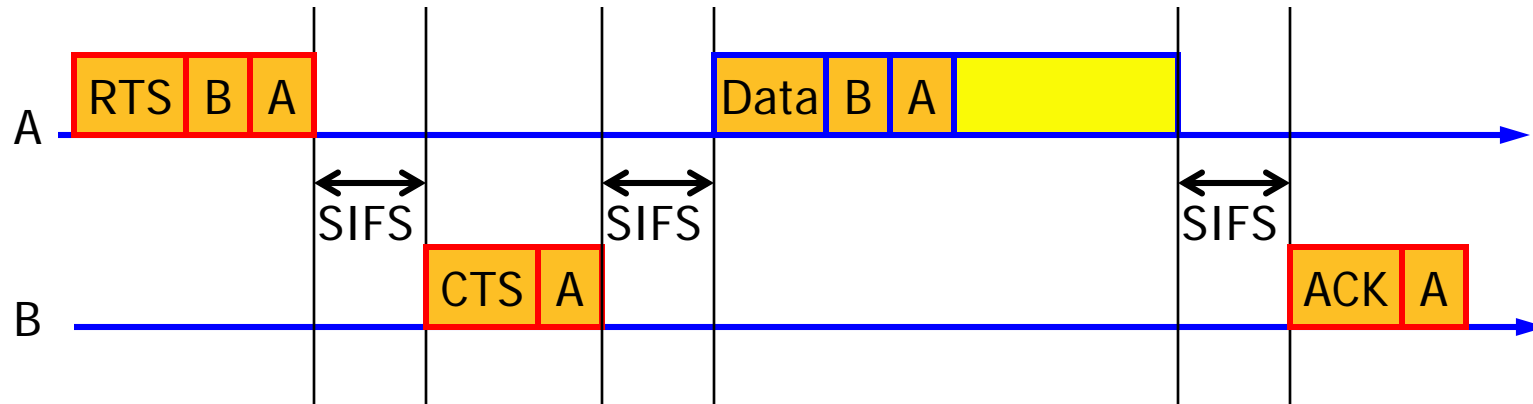
Request to Send – Clear to Send

- Before sending a long frame, send RTS
 - "long" = length greater than **RTSThreshold** parameter
 - RTSThreshold configurable per-station, range 0-2344+
- Recipient responds **immediately** with CTS
- Upon receiving CTS, **immediately** transmit Data



RTS-CTS Operation

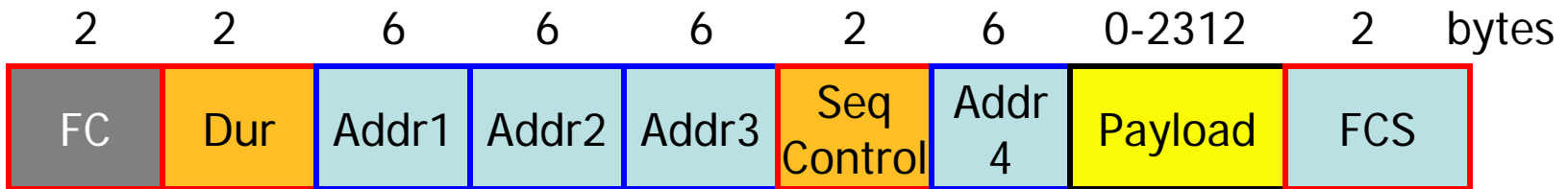
Note: SIFS is shorter than DIFS, so stations contending for access do not decrement their backoff counters during these exchanges



Network Allocation Vector (NAV)

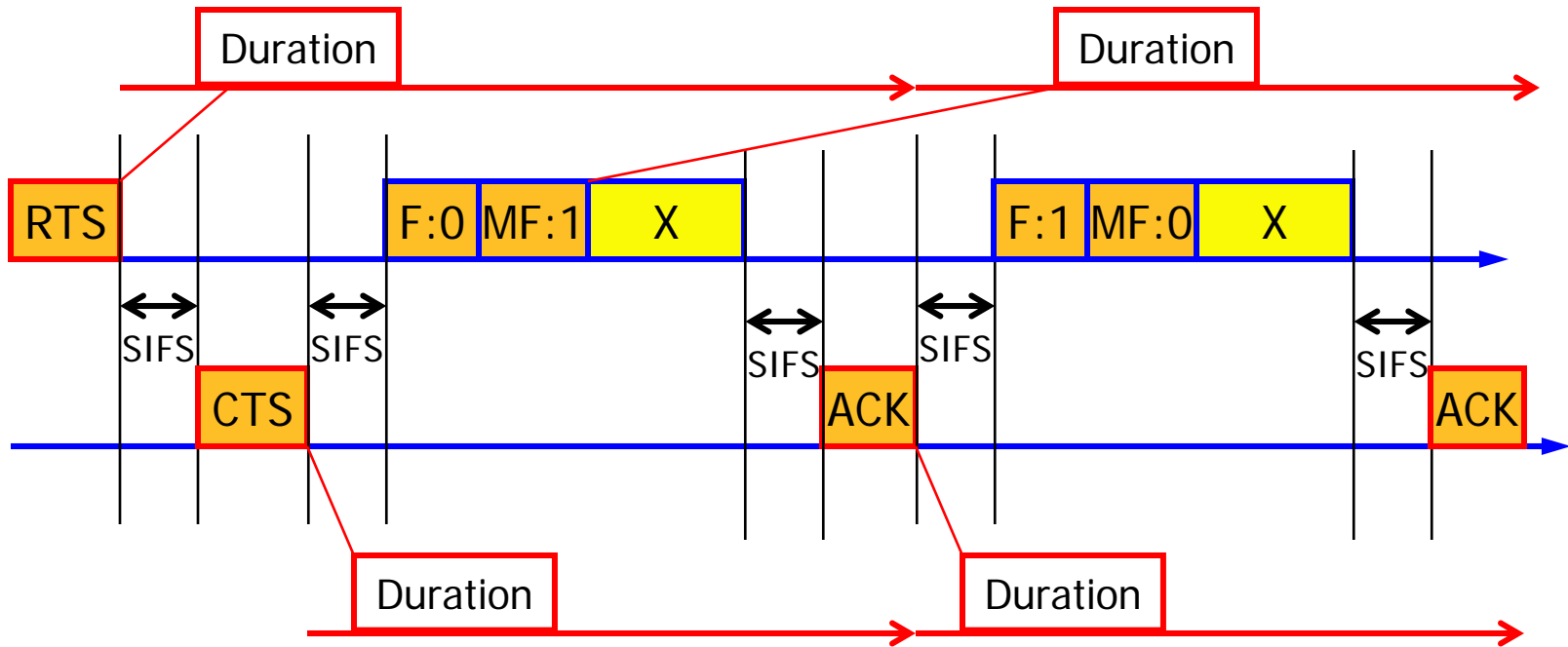
- Each station maintains a **countdown timer** that tells how far into the future the medium has been "reserved" by RTS/CTS exchanges
- Stations set NAV counter based on the value in the **duration field** of frames
 - Even if a station only hears one side of the RTS-CTS exchange, it knows how long the medium will be "busy"
- CCA function combines NAV and physical sensing
 - Medium considered busy if NAV value > 0

General Frame Format



Duration of next frame, in microsecs (max 32,767)
RTS: duration of CTS + data frame + ACK + 3 SIFS
CTS: RTS duration - CTS - SIFS
Data w/ More Frags = 1: duration of next frag
Data w/ More Frags = 0: duration of ACK + SIFS

Fragment Bursts



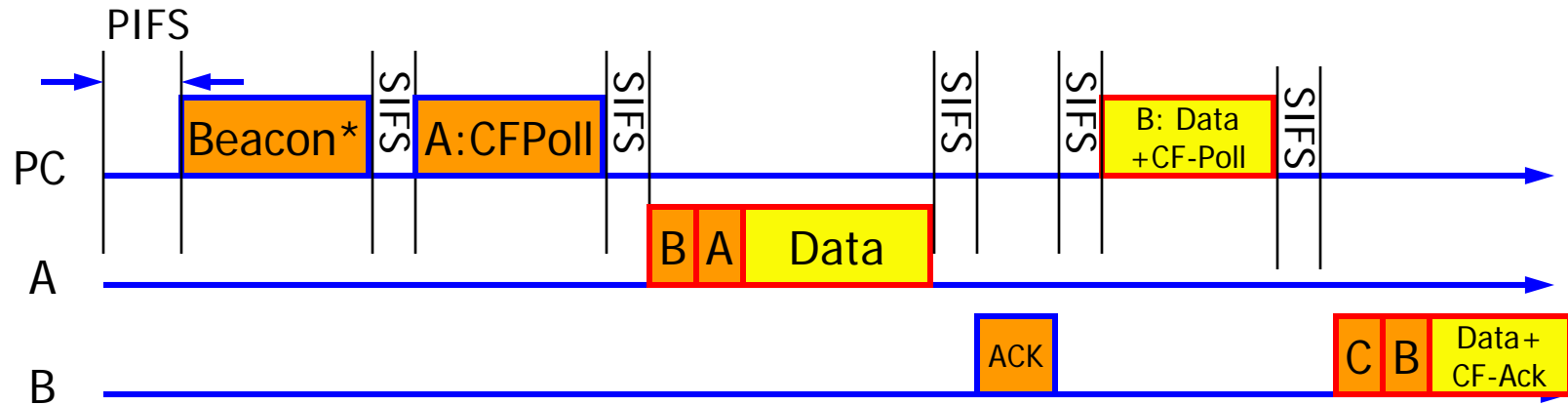
Management: Who's Playing?

- MAC layer must provide stations a way to:
 - Learn what SS's are available
 - Associate with a particular SS (and authentication)
 - Disassociate from a SS
- **Beacon Frames** are broadcast periodically by the Access Point
 - Contains: SS ID, Access Point address (if any), Beacon frame interval, supported data rates
- Stations may also send **Probe** frames to solicit information from APs (sent in **Probe response** msgs)
- Management frames are transmitted with **higher priority**
 - Implemented by using a smaller Priority Inter-frame Space

Point Coordination Function

- Idea: allow for explicit allocation of the channel
 - AP acts as Controller, polls stations
 - During a contention-free period, all stations see the medium as busy (for purposes of contention)
- Frame types:
 - Beacon (indicates start, duration of contention-free period)
 - CF-Poll, CF-Ack
 - Data+CF-Poll, Data+CF-Ack, Data+CF-Poll+CF-Ack
- When polled, station may transmit 1 (data) frame to any station

PCF Operation



- Special beacon marks beginning of CF period
 - Sent after sensing medium idle for PIFS ($< \text{DIFS}$)
 - Prevents other stations from contending for medium
 - Indicates duration of CF period
 - Non-PCF-capable stations set NAV to that value